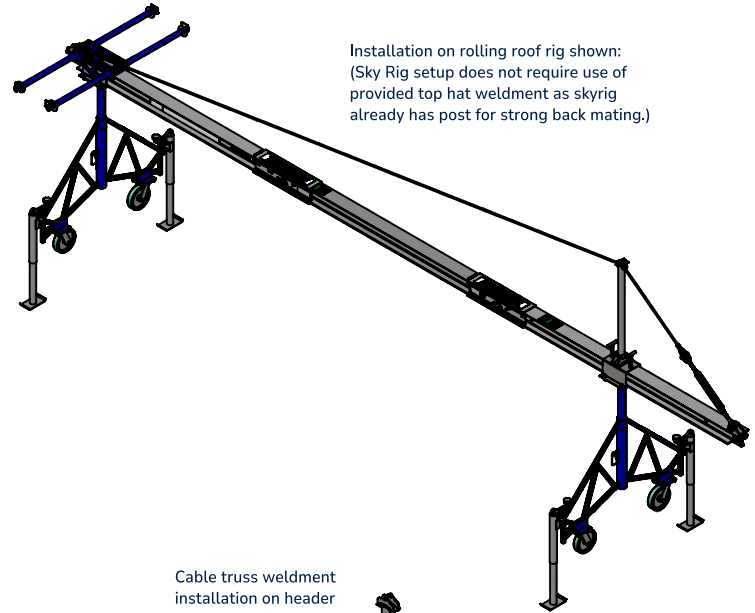


### Description

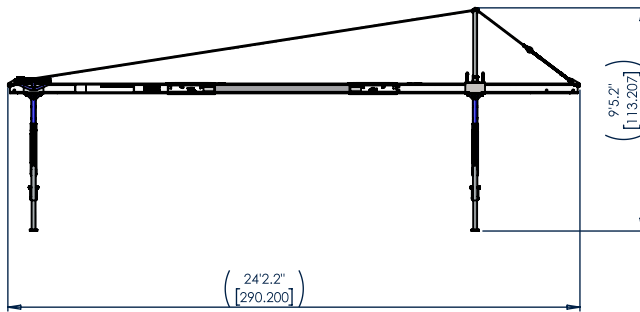
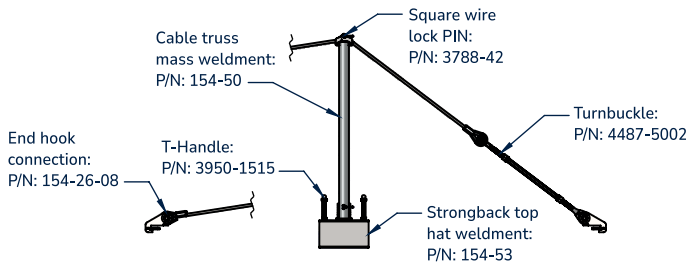
- Strong Back, for use with Rolling Roof Rig and Sky Rig. New Cable
- Truss Weldment design also allows for use with header beam clamp (sold separately P/N: 4218-2000).

### Summary

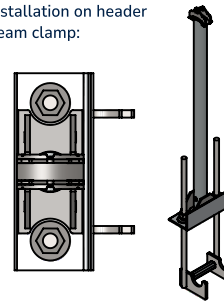
- Increases capability (load/outreach) of existing rigging.
- See charted layout drawings for allowable outreach at rated loads.



Installation on rolling roof rig shown:  
(Sky Rig setup does not require use of provided top hat weldment as skyrig already has post for strong back mating.)



Cable truss weldment installation on header beam clamp:



CAD generated drawing.  
Do not manually update.

First angle projection



Scale  
1:50

INFORMATION	154-52-DATASHEET
Weight	<b>56.5 lbs</b>
Material	<b>Steel</b>
Finish	<b>Blue Powder Coat</b>

The information contained in this drawing is the sole property of Sky Climber. Any reproduction in part or whole without the written permission of Sky Climber is prohibited.

© 2026 Sky Climber, LLC. All rights reserved. Specifications subject to change without notice.